

Zehnder Charleston Clinic

Hydronic operation

Product data sheet

always the best climate




There are rooms where cleanliness and hygiene are high priorities, such as hospitals and doctors' surgeries, for example. Zehnder Charleston Clinic is there to help. Ample clearance between the individual elements of the radiator ensures cleaning is a simple process. The Zehnder EasyFix fixing system for simple and anti-lift assembly ensures easy installation. Available in almost any colour and finish from the Zehnder colour chart.

Advantages

- Wide range of models supports versatile use
- The Zehnder EasyFix fixing system ensures simple and anti-lift assembly
- Classic, elegant design blends in with any setting
- Ample spaces between tubes make cleaning easy
- High proportion of radiation ensures comfort
- Retrofit models available for existing pipework, providing simple installation for renovation projects
- Compatible with a heat pump and/or low-temperature systems
- Special solutions support a wide range of application, such as curved or angled
- Easy to clean and perfect for people suffering from allergies thanks to its smooth surface
- Adaptable to the construction situation thanks to element construction
- High level of heat capacity also for old buildings with a high heating load
- Residue-free laser welding technology "LaZer made" guarantees maximum quality, high-end design and reliable operation of the heating system

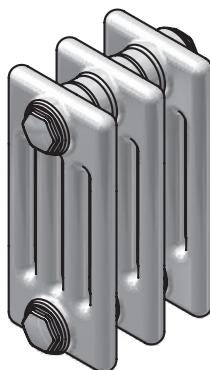
Model overview




Model 2-column



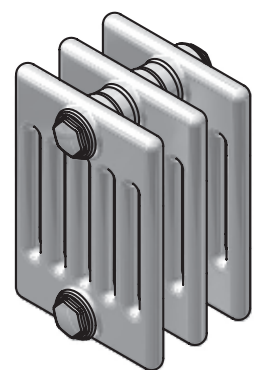
Model 3-column



Model 4-column



Model 5-column



Model 6-column

Model 2-column

Model	H mm	L mm	T mm	Heat output		
				75/65/20 °C	70/55/20 °C	55/45/20 °C
				Watts	Watts	Watts
K2019	177	65	62	17.2	13.9	8.9
K2026	260	65	62	23.9	19.3	12.3
K2030	300	65	62	26.5	21.4	13.7
K2035	350	65	62	30.4	24.6	15.7
K2040	400	65	62	34.2	27.7	17.6
K2045	450	65	62	37.9	30.7	19.6
K2050	500	65	62	41.6	33.7	21.5
K2055	550	65	62	45.2	36.6	23.3
K2060	600	65	62	48.8	39.5	25.2
K2075	750	65	62	59.2	48	30.6
K2090	900	65	62	69.4	56.1	35.7
K2100	1000	65	62	76	61.5	39.1
K2110	1100	65	62	82.6	66.8	42.5
K2120	1200	65	62	91.1	73.7	46.8
K2150	1500	65	62	115	92.6	58.3
K2180	1800	65	62	139	112	69.7
K2200	2000	65	62	156	126	78.6
K2220	2200	65	62	172	138	86.7
K2250	2500	65	62	195	157	98.8
K2280	2800	65	62	219	177	112
K2300	3000	65	62	235	190	120

H = height, L = length, T = depth

75/65/20 = Nominal heat output according to EN 442

Model 3-column

Model	H mm	L mm	T mm	Heat output		
				75/65/20 °C	70/55/20 °C	55/45/20 °C
				Watts	Watts	Watts
K3019	185	65	100	23.2	18.9	12.1
K3026	260	65	100	31.2	25.3	16.3
K3030	300	65	100	35.4	28.8	18.5
K3035	350	65	100	40.6	32.9	21.1
K3040	400	65	100	45.7	37.1	23.7
K3045	450	65	100	50.8	41.2	26.4
K3050	500	65	100	55.9	45.4	29
K3055	550	65	100	61	49.4	31.5
K3060	600	65	100	66	53.5	34.1
K3075	750	65	100	81.1	65.6	41.7
K3090	900	65	100	96.3	77.8	49.3
K3100	1000	65	100	107	86.3	54.5
K3110	1100	65	100	117	94.4	59.6
K3120	1200	65	100	127	102	64.3
K3150	1500	65	100	158	127	80
K3180	1800	65	100	189	152	95.3
K3200	2000	65	100	209	168	106
K3220	2200	65	100	229	185	116
K3250	2500	65	100	260	210	132
K3280	2800	65	100	290	234	147
K3300	3000	65	100	311	251	158

H = height, L = length, T = depth

75/65/20 = Nominal heat output according to EN 442

Model 4-column

Model	H mm	L mm	T mm	Heat output		
				75/65/20 °C	70/55/20 °C	55/45/20 °C
				Watts	Watts	Watts
K4019	200	65	136	32.1	26.1	16.8
K4026	260	65	136	40.4	32.9	21.2
K4030	300	65	136	45.8	37.3	24
K4035	350	65	136	52.5	42.7	27.5
K4040	400	65	136	59.2	48.1	30.9
K4045	450	65	136	65.7	53.4	34.3
K4050	500	65	136	72.3	58.8	37.7
K4055	550	65	136	78.8	64	40.9
K4060	600	65	136	85.4	69.3	44.4
K4075	750	65	136	105	85.1	54.3
K4090	900	65	136	125	101	64.3
K4100	1000	65	136	138	112	70.6
K4110	1100	65	136	151	122	76.9
K4120	1200	65	136	165	133	84
K4150	1500	65	136	204	165	105
K4180	1800	65	136	244	197	125
K4200	2000	65	136	270	218	138
K4220	2200	65	136	296	239	151
K4250	2500	65	136	335	270	171
K4280	2800	65	136	375	303	191
K4300	3000	65	136	401	324	204

H = height, L = length, T = depth

75/65/20 = Nominal heat output according to EN 442

Model 5-column

Model	H mm	L mm	T mm	Heat output		
				75/65/20 °C	70/55/20 °C	55/45/20 °C
				Watts	Watts	Watts
K5019	200	65	173	39.2	31.9	20.5
K5026	260	65	173	49.4	40.3	26
K5030	300	65	173	56	45.7	29.5
K5035	350	65	173	64.2	52.4	33.9
K5040	400	65	173	72.3	58.9	37.9
K5045	450	65	173	80.4	65.5	42.2
K5050	500	65	173	88.4	72	46.4
K5055	550	65	173	96.4	78.4	50.3
K5060	600	65	173	104	84.6	54.3
K5075	750	65	173	128	104	66.5
K5090	900	65	173	152	123	78.6
K5100	1000	65	173	168	136	86.4
K5110	1100	65	173	185	150	94.7
K5120	1200	65	173	201	163	103
K5150	1500	65	173	249	202	128
K5180	1800	65	173	297	241	154
K5200	2000	65	173	330	267	169
K5220	2200	65	173	362	293	185
K5250	2500	65	173	410	331	210
K5280	2800	65	173	458	370	235
K5300	3000	65	173	490	396	251

H = height, L = length, T = depth

75/65/20 = Nominal heat output according to EN 442

Model 6-column

Model	H mm	L mm	T mm	Heat output		
				75/65/20 °C	70/55/20 °C	55/45/20 °C
				Watts	Watts	Watts
K6019	200	65	210	46.1	37.5	24.1
K6026	260	65	210	58.1	47.1	30.2
K6030	300	65	210	65.9	53.4	34.1
K6035	350	65	210	75.5	61.2	39
K6040	400	65	210	85.1	69	44
K6045	450	65	210	94.6	76.7	48.9
K6050	500	65	210	104	84.3	53.8
K6055	550	65	210	113	91.6	58.4
K6060	600	65	210	123	99.7	63.6
K6075	750	65	210	151	122	77.7
K6090	900	65	210	179	145	92.1
K6100	1000	65	210	198	160	102
K6110	1100	65	210	217	176	112
K6120	1200	65	210	236	191	122
K6150	1500	65	210	293	237	150
K6180	1800	65	210	349	282	178
K6200	2000	65	210	387	313	198
K6220	2200	65	210	425	344	218
K6250	2500	65	210	481	389	248
K6280	2800	65	210	537	435	276
K6300	3000	65	210	575	466	296

H = height, L = length, T = depth

75/65/20 = Nominal heat output according to EN 442